



J&O FOREST FUND

MONTHLY REPORT JULY 2019

JUL
+0.14%*









*Class A EUR

J&O Forest Fund is a diversified timber investment fund focusing its investments in two different forest regions representing different characteristics: South America and Europe.

INVESTMENT MANAGER COMMENT

July was a slightly subdued month, still positive in terms of performance with +0.14% for Class A EUR largely due to slightly higher costs. The strategic work of revising the structure and setup of the fund is ongoing. A smaller harvest on one plantation is being commissioned. For updates on the wildfires situation in Brazil, please see the news section on the site. We have received verbal confirmation from our local people that the plantations are unaffected.

2019 NAV AND PERFORMANCE

	JAN	FEB	MAR	APR	MAY	JUN	JUL	AUG	SEP	OCT	NOV	DEC	YTD
CLASS A													
EUR													
NAV 	166.22	167.52	168.96	186.52	188.24	188.40	188.67						
Change	+0.62%	+0.78%	+0.86%	+10.39%	+0.92%	+0.08%	+0.14%						+14.21%
USD													
NAV 	196.06	196.46	195.75	216.2	217.42	220.88	215.55						
Change	+0.45%	+0.20%	-0.36%	+10.45%	+0.57%	+1.59%	-2.41%						+10.43%
GBP													
NAV 	219.79	217.78	220.84	244.04	252.12	255.04	259.13						
Change	-2.13%	-0.91%	+1.41%	+10.51%	+3.31%	+1.16%	+1.60%						+15.38%
NOK													
NAV 	1696.63	1727.37	1733.81	1913.98	1949.16	1935.9	1959.54						
Change	-1.89%	+1.81%	+0.37%	+10.39%	+1.83%	-0.68%	+1.22%						+13.31%
CLASS C													
EUR													
NAV 	120.52	121.73	123.04	136.8	138.34	138.71	139.15						
Change	+0.83%	+1.00%	+1.08%	+11.18%	+1.13%	+0.27%	+0.32%						+16.41%
SEK													
NAV 	1500.63	1535.31	1541.59	1745.89	1760.57	1756.89	1785.05						
Change	+2.88%	+2.31%	+0.41%	+13.25%	+0.84%	-0.21%	+1.60%						+22.38%
USD													
NAV 	109.07	109.5	109.31	121.52	122.47	124.74	121.96						
Change	+0.64%	+0.39%	-0.17%	+11.17%	+0.78%	+1.85%	-2.23%						+12.53%
CLASS D													
SEK													
NAV 	1404.94	1431.64	1435.12	1598.82	1608.86	1603.12	1622.94						
Change	+2.81%	+1.90%	+0.24%	+11.41%	+0.63%	-0.36%	+1.24%						+18.77%

HISTORIC PERFORMANCE CLASS A EUR

2013	+13.1%*	2015	+9.5%*	2017	+14.8%*
2014	+15.0%*	2016	+13.5%*	2018	+16.15%*

Note: Up until Jan 2017 all currency classes had the same performance through equalization across currency classes.

*Compounded Performance Net of Fees.

KEY FIGURES AS OF JULY 31 2019

YTD:	+14.21%*
AUM:	67 MEUR
POSITIVE MONTHS:	94%**

*Class A EUR

** Since Jan 1, 2013



J&O FOREST FUND LTD
20 REID STREET, 3RD FLOOR, WILLIAMS HOUSE, P.O. BOX 2460
HMJX HAMILTON, HM11 BERMUDA

WWW.JOFORESTFUND.COM

FOLLOW US ON BLOOMBERG. TICKER: JOGFIAE:BH
WWW.BLOOMBERG.COM